

Tree Trimming

Helping to Improve Electric Reliability

Trees too close to power lines are the largest single cause of power outages!

At CL&P, we're focused on delivering reliable energy and superior customer service. That's why regularly pruning or removing trees that have grown too close to power lines is an important part of our work.

According to Connecticut law, an owner of property along power lines must be notified before CL&P prunes or removes trees and brush within an 8-foot Utility Protection Zone around power lines and electric equipment. However, notification is not required when trees or brush are in direct contact with power lines or have visible signs of burning.

Notification Process

When trees on or near your property have grown too close to power lines, CL&P will notify you by letter, door hanger or in person of our plan to prune or remove trees.

If you object to the proposed tree work, you must write an objection letter within 10 business days of being notified.

If you live on a town road, please write to CL&P and your local tree warden. If you live on a state road, please write to CL&P and the state Department of Transportation.

Your town or city hall will have local tree warden information. Use the following addresses for written correspondence:

CL&P Vegetation Management
P.O. Box 270
Hartford, CT 06141-0270

CT Department of Transportation,
Commissioner's Office
2800 Berlin Turnpike
Newington, CT 06131-7546

Following a local or state decision, both you and CL&P have a right to appeal the decision to the Public Utilities Regulatory Authority within 10 days. For more details, please visit www.cl-p.com or call us at 800-286-2000.

Better tree clearance prevents power outages and other hazards created from downed wires. Regular tree maintenance also helps our employees find and repair problems faster.

Your cooperation and understanding is appreciated as we balance our communities' desire for roadside trees with everyone's need for safe, reliable electric service.




**Connecticut
Light & Power**

A Northeast Utilities Company

Trees are trimmed to obtain the following clearances:


Side Clearance

Any limb extending within 8 feet of clearance will be cut back at a main branching point, or at the trunk, leaving no stub, even if that point is more than 8 feet from the wires.




Under Clearance

Any limb that is less than 10 feet below the wire will be trimmed. Additionally, all brush that is 12 feet tall is typically removed, as are tall-growing trees with trunks of 6-inches diameter or less at chest height.




Overhead Clearance

Any limb that is less than 15 feet above the wire will be trimmed.



In certain instances above main lines, all limbs above the wire may be removed.



Certain main branches on older trees can remain inside of the minimum clearances, but this depends on the health of the tree, rate and direction of growth, and likelihood of its limbs reaching the wires.



A plan for all seasons

We trim trees throughout the year. It's a continuing effort to keep trees in our service area (which covers nearly 17,000 miles of wire) from growing too close to power lines and disrupting service. Trees that are a risk to reliable service are cut back far enough to keep them away from power lines for at least four years. Our tree trimming program is one way we provide safe and reliable electric service to our 1.2 million residential and business customers in Connecticut.

Plan before you plant

Low-growing trees Up to 25 feet in height



May be planted near roadside power lines
Crabapple, dogwood, hawthorn, plum and Japanese maple

Medium-sized trees 25-45 feet in height



Should be planted 15-30 feet from power lines
Arborvitae, flowering cherry, magnolia, hornbeam and shadblow

Large-growing trees More than 45 feet in height



Should be planted at least 30 feet from power lines
Oak, maple, locust, spruce and pines

For a list of trees compatible with utility lines, visit cl-p.com

Any Questions?

For more information about our tree trimming program, call 1-800-286-2000. Ask for the arborist responsible for your town, or visit our website at www.cl-p.com.



**Connecticut
Light & Power**


A Northeast Utilities Company

Pathfinder® II Herbicide Treatment

Occasionally, trees and brush that will grow tall enough to interfere with the electrical lines must be removed. Low-growing shrubs, forbs and grasses are not treated, resulting in a low-growing plant community. Hardwood trees that can re-sprout from the cut stump are treated with an herbicide to prevent sprouting.

Treatment is selectively applied with a handheld spray bottle by state licensed and certified applicators in accordance with all applicable laws and regulations. The herbicide has been tested and is approved by the U.S. Environmental Protection Agency and the Connecticut Department of Energy and Environmental Protection.

It is applied only to the outer edge and sides of stumps, as shown.



Pathfinder® II Herbicide Treatment (label information)

Connecticut General Statutes (22a-66a) requires that certain herbicide label information be provided to the owner of property where herbicides will be used. This information is included below.

Active Ingredient: triclopyr: 3,5,6-trichloro-2-pyridinyloxyacetic acid, butoxyethyl ester
EPA Reg No 62719-176.

Keep Out of Reach of Children.

CAUTION PRECAUCION

Si usted no entiende la etiqueta, busque a alguien para que se la explique a usted en detalle. If you do not understand the label, find someone to explain it to you in detail.

Precautionary Statements

Humans and Domestic Animals

Harmful if swallowed; prolonged or frequent skin contact may cause allergic reactions in some individuals.

First Aid

If swallowed: Call a poison control center or doctor immediately for treatment advice. Have person sip a glass of water if able to swallow. Do not induce vomiting unless told to do so by a poison control center or doctor. Do not give anything by mouth to an unconscious person.

Environmental Hazards

This pesticide is toxic to fish. Do not apply directly to water, or to areas where surface water is present or to intertidal areas below the mean high water mark. Do not contaminate water when cleaning equipment or disposing of equipment washwaters.

This chemical has properties and characteristics associated with chemicals detected in groundwater. The use of this chemical in areas where soils are permeable, particularly where the water table is shallow, may result in groundwater contamination.

Entry Restrictions

Do not enter or allow others to enter the treated area until sprays have dried.

In case of emergency endangering health or the environment involving this product, call 1-800-992-5994. If you wish to obtain additional product information, visit DOW Agro Science's website at www.dowagro.com.

© Trademark of DOW Agro Science LLC